

# FIRE RETARDANT COATINGS OF TEXAS, LLC FIRE TEST REPORT

**SCOPE OF WORK**

ASTM E2768-11 TESTING ON FX LUMBER GUARD / FX LUMBER GUARD XT

**REPORT NUMBER**

104055010SAT-005

**TEST DATE**

11/1/19

**ISSUE DATE**

11/5/19

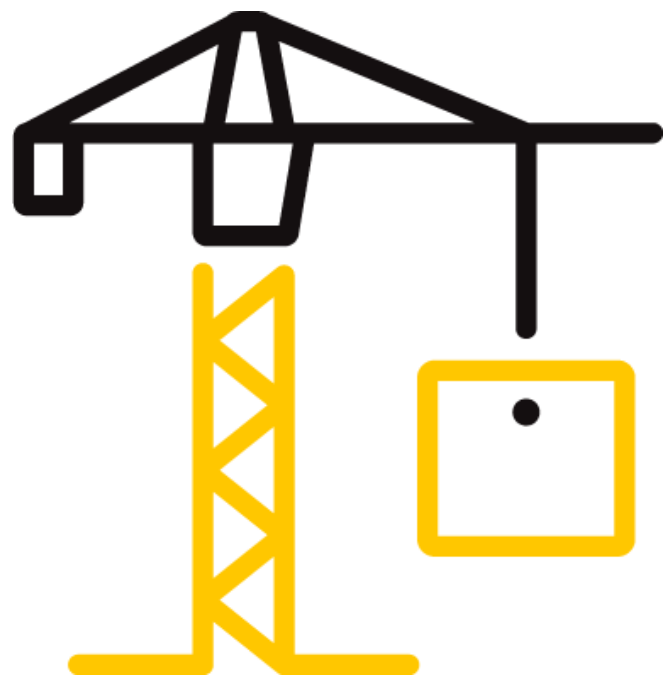
**PAGES**

12

**DOCUMENT CONTROL NUMBER**

RT-R-AMER-Test-2780 (9/19/18)

© 2017 INTERTEK



## TEST REPORT FOR FIRE RETARDANT COATINGS OF TEXAS, LLC

Report No.: 104055010SAT-005

Date: 11/5/19

### REPORT ISSUED TO

**Fire Retardant Coatings of Texas, LLC**

1150 Blue Mound Road, #403

Haslet, TX 76052

### SECTION 1

#### SCOPE

Intertek Building & Construction (B&C) was contracted by Fire Retardant Coatings of Texas, LLC, 1150 Blue Mound Road, #403, Haslet, TX 76052, to evaluate the flame spread and smoke developed properties of FX Lumber Guard / FX Lumber Guard XT. Testing was conducted at the Intertek B&C test facility in Elmendorf, Texas. Results obtained are tested values and were secured by using the designated test method(s). A summary of test results and the complete graphical test data is reported herein.

This report does not constitute performance certification of this product nor an opinion or endorsement by this laboratory. Intertek B&C will service this report for the entire test record retention period. The test record retention period ends four years after the test date. Test records, such as detailed drawings, datasheets, representative samples of test specimens, or other pertinent project documentation, will be retained for the entire test record retention period.

### SECTION 2

#### SUMMARY OF TEST RESULTS

**Specimen I.D.:** FX Lumber Guard / FX Lumber Guard XT

#### ASTM E2768-11 Test Results

FLAME SPREAD INDEX	SMOKE DEVELOPED INDEX	MAXIMUM FLAME FRONT
5	55	8.3 ft.

\*See Section 8 for additional information and commentary

For INTERTEK B&C:

<b>COMPLETED BY:</b>	Joseph Martinez	<b>REVIEWED BY:</b>	Servando Romo
<b>TITLE:</b>	Technician	<b>TITLE:</b>	Project Engineer
<b>SIGNATURE:</b>		<b>SIGNATURE:</b>	
<b>DATE:</b>	11/5/19	<b>DATE:</b>	11/12/19

This report is for the exclusive use of Intertek's Client and is provided pursuant to the agreement between Intertek and its Client. Intertek's responsibility and liability are limited to the terms and conditions of the agreement. Intertek assumes no liability to any party, other than to the Client in accordance with the agreement, for any loss, expense or damage occasioned by the use of this report. Only the Client is authorized to permit copying or distribution of this report and then only in its entirety. Any use of the Intertek name or one of its marks for the sale or advertisement of the tested material, product or service must first be approved in writing by Intertek. The observations and test results in this report are relevant only to the sample(s) tested. This report by itself does not imply that the material, product, or service is or has ever been under an Intertek certification program.

## TEST REPORT FOR FIRE RETARDANT COATINGS OF TEXAS, LLC

Report No.: 104055010SAT-005

Date: 11/5/19

### SECTION 3

#### TEST METHOD

The specimen was evaluated in accordance with the following:

**ASTM E2768-11**, *Standard Test Method for Extended Duration Surface Burning Characteristics of Building Materials (30 min Tunnel Test)*

### SECTION 4

#### MATERIAL SOURCE/INSTALLATION

The sample was selected from witnessed production on 9/20/19 by Intertek representative, Peter Vehslage, at the Fire Retardant Coatings of Texas, LLC manufacturing facility, located at 1150 Blue Mound Road, #403, Haslet, TX 76052. Details regarding the composition and traceability of the selected material are included in Intertek Inspection Report [G104055010]. The sample, identified as FX Lumber Guard / FX Lumber Guard XT, was received in good order at the Evaluation Center on 10/11/19 and given identification number SAT1910111420-001.

The subject test specimen is a traceable sample selected from the manufacturer's facility. Intertek selected the specimen and has verified the composition, manufacturing techniques and quality assurance procedures. Details regarding the composition and traceability of the selected material are included in Intertek Inspection Report [G104055010].

### SECTION 5

#### LIST OF OBSERVERS

NAME	COMPANY
Joseph Martinez	Intertek B&C
Bernard Toscano	Intertek B&C

### SECTION 6

#### TEST PROCEDURE

This report describes the results of testing conducted in accordance with ASTM E2768-11 Test for Extended Duration Surface Burning Characteristics of Building Materials; a test method for comparative surface burning behavior extended to a total of 30 minutes. This method uses the same equipment, apparatus, calibration of flame spread index and smoke develop index as test method ASTM E84. The flame spread index is calculated in accordance with ASTM E84 during the first 10 minutes and then extended by 20 minutes to a period of 30 minutes to determine the maximum flame travel from the burner centerline. This standard is based on a modification of Test Method E84 that has been used for many years in provisions in the building codes and related specifications pertaining to fire-retardant-treated wood. Such codes include the

**TEST REPORT FOR FIRE RETARDANT COATINGS OF TEXAS, LLC**

Report No.: 104055010SAT-005

Date: 11/5/19

International Building Code (IBC) and International Residential Code (IRC) as well as other documents.

*“The use of supporting materials on the underside of the test specimen may lower the flame spread index from that which might be obtained if the specimen could be tested without such support. This method may not be appropriate for obtaining comparative surface burning behavior of some cellular plastic materials. Testing of materials that melt, drip, or delaminate to such a degree that the continuity of the flame front is destroyed, results in low flame spread indices that do not relate directly to indices obtained by testing materials that remain in place.” – ASTM E84-19a Section 1.4 – 1.5*

The purpose of the method is to determine the relative burning behavior of the material by observing the flame spread along the specimen for a period of 30 minutes. Flame spread and smoke density developed are reported, however, there is not necessarily a relationship between these two measurements.

**SECTION 6 (Continued)****TEST PROCEDURE**

It is the expressed intent of the test method to provide only comparative measurements of surface flame spread and smoke density of the tested material against measurements for select grade red oak flooring and fiber-cement board when tested under specific fire exposure conditions. The test method exposes a nominal 24-ft. (7.32-m) long by 20-in. (508-mm) wide test specimen to a controlled air flow and flaming fire exposure adjusted to produce a specific flame spread distance vs time calibration using select grade red oak flooring.

The test method does not provide information regarding heat transmission through the tested surface, the effect of aggravated flame spread behavior resulting from the proximity of combustible walls and ceilings, or the classification or definition of materials as noncombustible using flame spread index alone.

## TEST REPORT FOR FIRE RETARDANT COATINGS OF TEXAS, LLC

Report No.: 104055010SAT-005

Date: 11/5/19

The test method has the following conditions of classification for a material or product to be classified as meeting the requirements of this standard:

- a.) The flame spread index shall be 25 or less as determined for the initial 10 minute test period.
- b.) The maximum flame front shall not progress more than 10.5-ft. (3.2-m) beyond the centerline of the burners at any time during the 30 minute test period. This is considered evidence of no significant progressive combustion in this test method.

***This standard should be used to measure and describe the properties of materials, products, or assemblies in response to heat and flame under controlled laboratory conditions and should not be used to describe or appraise the fire hazard or fire risk of materials, products, or assemblies under actual fire conditions. However, results of this test may be used as elements of a fire risk assessment which takes into account all of the factors which are pertinent to an assessment of the fire hazard of a particular end use***

There were no deviations from the requirements prescribed in ASTM E2768-11.

**TEST REPORT FOR FIRE RETARDANT COATINGS OF TEXAS, LLC**

Report No.: 104055010SAT-005

Date: 11/5/19

**SECTION 7**

**TEST SPECIMEN DESCRIPTION**

<b>MANUFACTURER*</b>	Fire Retardant Coatings of Texas, LLC
<b>SPECIMEN DESCRIPTION*</b>	FX Lumber Guard / FX Lumber Guard XT was applied to the face and back of 12 – 12" x 96" x 3/4" panels of Southern Yellow Pine plywood sheathing. The 12 – 12" x 96" x 3/4" panels were assembled into 6 – 24" x 96" x 3/4" panels using 2" x 4" braces and #6 x 1 1/4" coarse thread drywall screws. The untreated joint between the 6 - 24" x 96" x 3/4" panels is 1/8". Each 12" x 96" x 3/4" panel has a 1/8" saw cut after treatment 6" on center down the length of the panel. The treatment of FX Lumber Guard / FX Lumber Guard XT was applied to the face and back sides of the Southern Yellow Pine plywood panels at 314 square feet per gallon and 1 coat application. After conditioning of the sampled panels based on the procedure of ASTM E84 extended (ASTM E2768), there were 2 rows of fasteners driven through the panels from the unexposed face of the panel and penetrating the fire retardant with the nail point protruding through the panel and exposed in the tunnel. The corrosion-resistant roofing nails tips were protruding a minimum of 1/8 through the surface at 8" on center along the length of the tunnel and spaced 8" apart along the length of the tunnel. The roofing nails were installed using a pneumatic fastening tool after the preconditioning exposure.
<b>CONDITIONING TIME</b>	21 days
<b>SPECIMEN LENGTH</b>	24 ft. (Three 8 ft. long sections of FR treated plywood panels)
<b>SPECIMEN WIDTH</b>	24 in. (Two 12 in. plywood panels with a 1/8 in. longitudinal joint)
<b>THICKNESS</b>	0.75 in.
<b>TOTAL WEIGHT</b>	117 lbs.
<b>COLOR</b>	Brown
<b>ADHESIVE/COVERAGE RATE</b>	N/A
<b>SIDE TO FLAME*</b>	Finished Side
<b>SUPPORT USED*</b>	Self
<b>MOUNTING METHOD</b>	Standard
<b>SUBSTRATE USED*</b>	None
<b>CEMENT BOARD</b>	1/4 in. thick fiber cement board was placed on top of the sample.

\*From the client's material description and/or instructions

**Note:** Specimens were conditioned as per the requirements of Section 6.4 of ASTM E84.

**TEST REPORT FOR FIRE RETARDANT COATINGS OF TEXAS, LLC**

Report No.: 104055010SAT-005

Date: 11/5/19

**SECTION 8****TEST RESULTS**

<b>TEST RESULTS</b>	
Test Date	11/1/19
Test Operator	Joseph Martinez
Flame Spread Index (FSI)	5
Smoke Developed Index (SDI)	55

<b>TEST DATA</b>	
FSI (unrounded)	4.6
SDI (unrounded)	53.18
FS * Time Area (Ft * Min)	8.9
Smoke Area (% * Min)	42.55
Total Fuel Burned (Cubic Ft.)	124.68
Max Flame Front Advance (Ft.)	3.8 (8.3 ft. beyond burners' centerline)
Time to Max Flame Front (sec)	1774
Max Temp At Exposed T/C (°F)	579
Time To Max Temp (sec)	1796

<b>TEST OBSERVATIONS</b>	
Ignition Time	2:19
Fallout Observed	16:52
After Flame	0:60+
Observations After the Test:	
0 – 6 ft.	The specimen was consumed.
6 – 12 ft.	The specimen was heavily charred and cracked.
12 – 15 ft.	The specimen was charred and cracked.
15 – 24 ft.	The specimen was heavily discolored.

**SECTION 9****CONCLUSION**

The specimen met the specified performance requirements.

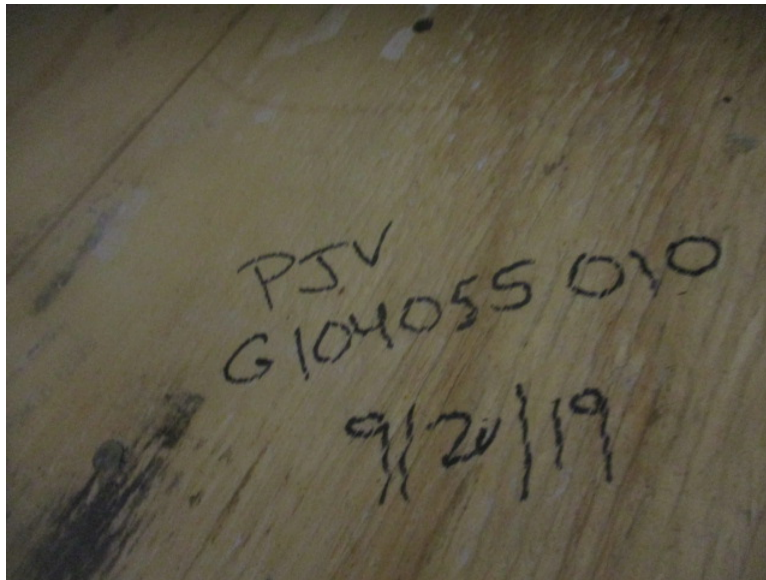
## TEST REPORT FOR FIRE RETARDANT COATINGS OF TEXAS, LLC

Report No.: 104055010SAT-005

Date: 11/5/19

### SECTION 10

### PHOTOGRAPHS



**Photo No. 1**  
**Inspector's Initials**



**Photo No. 2**  
**Exposed Surface of the Test Specimen (Pre-test)**



## TEST REPORT FOR FIRE RETARDANT COATINGS OF TEXAS, LLC

Report No.: 104055010SAT-005

Date: 11/5/19

### SECTION 9 (Continued) PHOTOGRAPHS



**Photo No. 3**  
**Unexposed Surface of the Test Specimen (Pre-test)**



**Photo No. 4**  
**Unexposed Surface of the Test Specimen (Post-test)**

## TEST REPORT FOR FIRE RETARDANT COATINGS OF TEXAS, LLC

Report No.: 104055010SAT-005

Date: 11/5/19

### SECTION 9 (Continued)

#### PHOTOGRAPHS



**Photo No. 5**

**Exposed Surface of the Test Specimen (Post-test)**

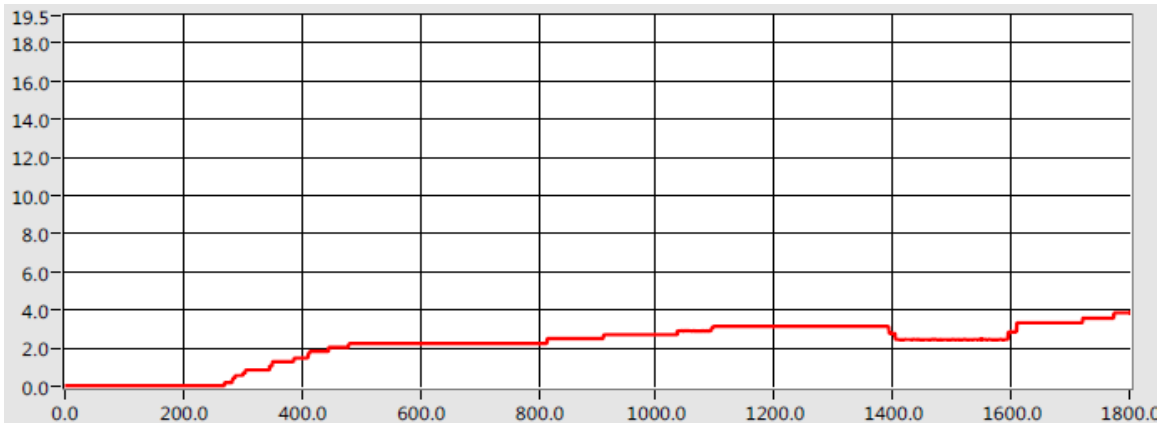
## TEST REPORT FOR FIRE RETARDANT COATINGS OF TEXAS, LLC

Report No.: 104055010SAT-005

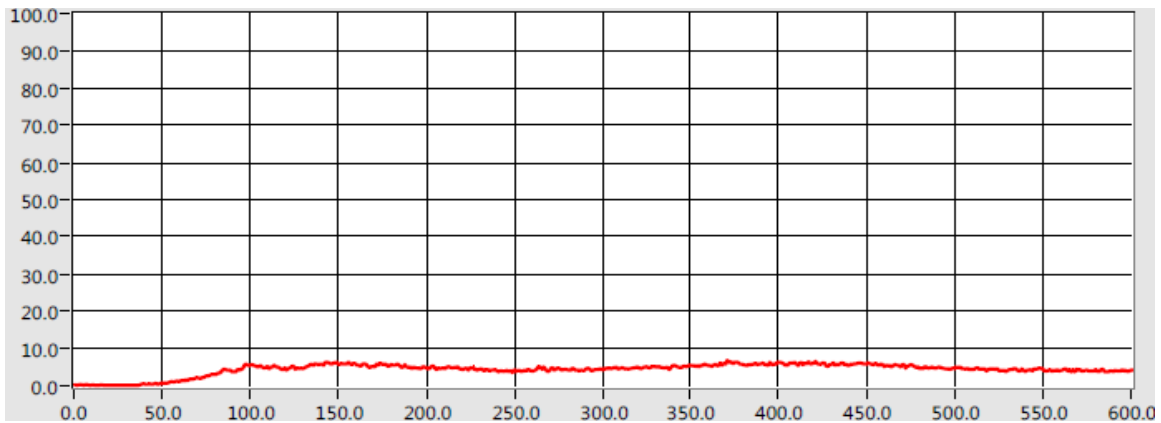
Date: 11/5/19

### SECTION 11

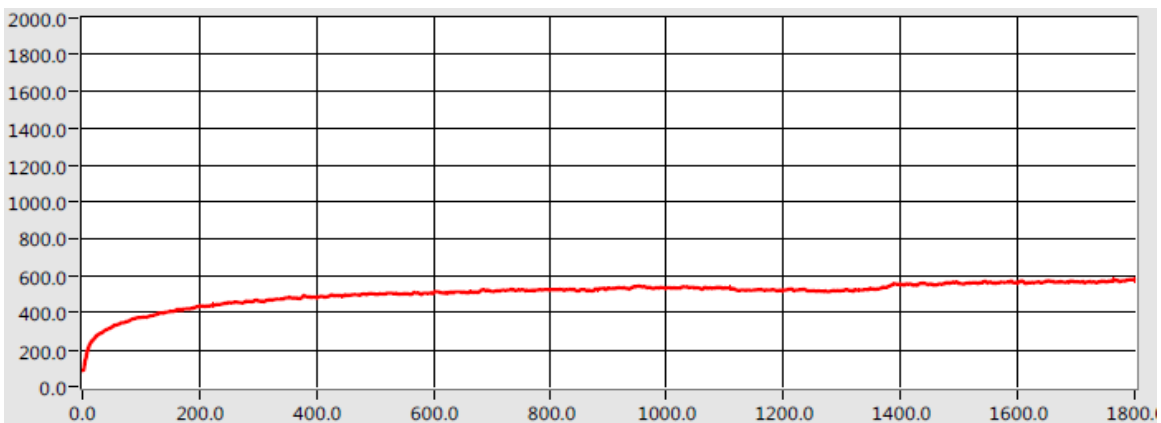
#### GRAPHS



Graph No. 1 - Flame Spread Distance Versus Time



Graph No. 2 - Light Obscuration Versus Time



Graph No. 3 - Tunnel Air Temperature Versus Time



Total Quality. Assured.

16015 Shady Falls  
Elmendorf, Texas 78112

Telephone: 210-635-8100  
Facsimile: 210-635-8101  
[www.intertek.com/building](http://www.intertek.com/building)

**TEST REPORT FOR FIRE RETARDANT COATINGS OF TEXAS, LLC**

Report No.: 104055010SAT-005

Date: 11/5/19

**SECTION 12**

**REVISION LOG**

REVISION #	DATE	PAGES	REVISION
0	11/5/19	N/A	Original Report Issue