

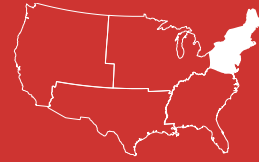


**SHERWOOD
LUMBER**

WE'LL BE THERE.™

REGIONAL LINE CARD

- **NORTHEAST**
- **SOUTHEAST**
- **MIDWEST**
- **SOUTHWEST**
- **WEST**



To place an order, call **800-645-6226**
or email sales@sherwoodlumber.com

SPF STUDS & DIMENSION

Eastern, Western & European
 2x3—2x12 8—20' (Premium & #2+Btr)
 2x4—2x10 8—16' (HT, PMO, #3 & Economy)
 All Stud Trims (Premium, #2, Stud & Finger-jointed)
 2x4—2x6 MSR (1650 & 2100)
 2x9 10' & 13' Full-sawn Rough Planks
 2x10 16' Full-sawn Rough Planks
 Specialty Grades & Sizes (Euro-Special Order)

SPF BOARDS & STRIPS

1x2-8' (#3+Btr)
 1x3 8—16' (#3+Btr)
 1x4 8—16' (#3+Btr)
 1x6 8—16' (#3+Btr)
 1x8 16' (#2+Btr & Rough Green Ledger)
 2x2-8' (#3+Btr)
 10x10 Undercourse

KD DOUG FIR STUDS & DIMENSION

2x4—2x12 8—20' (Gold Label & Premium)
 2x4—2x12 8—28' (Select Structural, #2+Btr)
 All Stud Trims (Premium, #1, #2 & Stud)

GRN DOUG FIR STUDS & DIMENSION

2x4—2x12 8—20' (Home Center Premium)
 2x4—2x12 8—28' (Select Structural, #2+Btr)
 All Stud Trims (Premium, #2 & Stud)
 2x8—2x12 Long Lengths to 32'

KD HEM FIR & WHITE FIR

2x4—2x12 8—26' (Select Structural, #2+Btr)
 All Stud Trims (Premium, #2, Stud & Finger-jointed)

SOUTHERN YELLOW PINE

2x4—2x12 8—24' (DSS, SS, #1, #2, #3, #4)
 2x4—2x12 8—20' MSR (1850 & 2400)
 Scaffold Plank (Dense Industrial 65 & 72)

POST & TIMBER

Structural, Utility (KD & GRN)
 Doug Fir (3x8, 3x10, 3x12, 4x4, 4x6 8—28')
 Southern Pine (4x4, 4x6, 6x6, 8—24')
 SPF & Hemlock (3x4, 4x4 8—16')
 Special Order, GRN & KD Fir Appearance (4x4-12x12)

CONSTRUCTION PANELS

Southern Pine & Doug Fir
 CDX (Including 4-Ply & 5-Ply)
 Underlayment (Square Edge & T+G)
 Fir T-111 (Premium & Sound, 4x8, 9 & 10', 4 & 8" OC)
 Pine T-111 (Premium, 8" OC, 4x8')
 AC Fir (Domestic 1/4—1")
 AC Pine
 AB Ext Fir (1/2, 3/4)
 AB Marine (1/2, 3/4, 1")
 Fir ULSE C (3/8, 1/2, 5/8, 3/4)
 Fir ULSE B-Crossband (3/8, 1/2, 5/8, 3/4)
 MDO (1/2, 3/4 1S & 2S)
 HDO Forming Panels
 BBOES Forming Panels
 Fire-treated Plywood
 Pressure-treated Plywood

COMPOSITE PANELS


7/16 OSB (4x8—4x10)
 5/8 OSB SE
 3/4 OSB T+G & SE
 3/4 T+G Norbord Stabledge (50 yr)
 MDF Ultra Lite - Premium (1/2, 3/4)
 Particle Board
 White Melamine

DOMESTIC HARDWOOD

Maple, Red Oak, Walnut, Birch
 Cherry, African Mahogany

IMPORT HARDWOOD PANELS

Premier Ply, White Birch, Maple (5.2 mm, 12 mm, 18 mm)
 Walnut, Red Oak
 Meranti 5.2 mm, 12 mm, 18 mm



SPECIAL SERVICES

Custom cutting & precision trimming
 Re-sawing
 Partial units & job lots
 Less than truckload & stopovers
 Guaranteed Forward Pricing
 Import

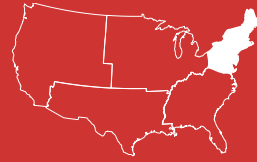


**SHERWOOD
LUMBER**

WE'LL BE THERE.™

SPECIALTY LINE CARD

- **NORTHEAST**
- **SOUTHEAST**
- **MIDWEST**
- **SOUTHWEST**
- **WEST**



To place an order, call 800-645-6226
or email sales@sherwoodlumber.com



IMPORT PANELS

- 5.2 Lauan/Okume
- 12 mm Lauan
- 18 mm Lauan
- 18mm C-2 Premier Ply
- 18mm C-2 Premier Ply UV-1
- 18mm C-2 Premier Ply UV-2
- 3/8 48X96 Bending Lauan INT RC V/C
- 3/8 96X48 Bending Lauan INT RC V/C



DOMESTIC HARDWOOD PANELS

- 3/4 48X96 C-3 Furn Birch RC V/C WPF
- 1/2 48X96 C-3 Furn Birch RC V/C WPF
- 3/4 48X96 C-3 Red Oak RC V/C WPF
- 1/4 48X96 A-4 Nat Birch RC V/C WPF
- 1/2 48X96 A-1 Nat Birch RC V/C WPF
- 1/4 48X96 A-4 Red Oak RC V/C WPF
- 3/4 48X96 A-1 Red Oak RC V/C WPF
- 3/4 48X96 A-1 Nat Birch RC V/C WPF
- 3/4 48X96 D-3 Nat Maple RC V/C WPF
- 3/4 48X96 D-3 Nat Birch Rc V/C WPF



MDO-MDF

- 1/2 48X96 MDO EXT G1S, General Use
- 3/4 48X96 MDO EXT G1S, General Use
- 1/2 48X96 MDO EXT 2-SIDE, General Use
- 3/4 48X96 MDO EXT 2-SIDE, General Use
- 3/4 MDF Premium
- 1/2 MDF Premium
- 3/4 MDF Ultra Lite
- 1/2 MDF Ultra Lite